



CAZENOVIA
CENTRAL SCHOOL DISTRICT

Budget Work Session # 3

April 15, 2026



CAZENOVIA

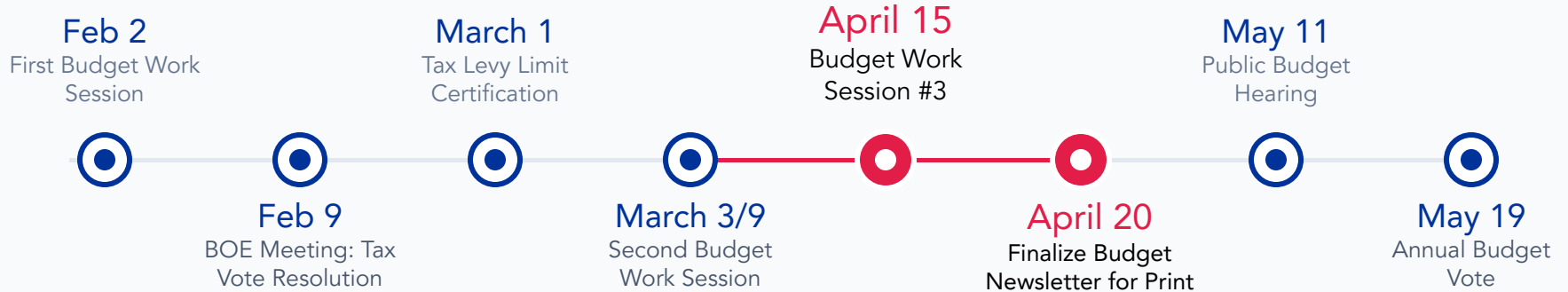
CENTRAL SCHOOL DISTRICT

Agenda

1. What do we Value?
2. What are our Goals?
3. 3-Part Budget
4. State Aid Analysis
5. Tax Levy and Cap Update
6. Budget Gap and Fund Balance
7. Next Steps

Budget Timeline

Where we are in the Budget Timeline...





CAZENOVIA

CENTRAL SCHOOL DISTRICT

What do we Value?



Academic Rigor

"Academic Powerhouse"

AP/College Credits, 95% Graduation Rate, robust CTE (Work-Based Learning etc), Wit & Wisdom & Eureka programs in early elementary levels.



Foundational Support

"The 'hub' of the Community"

Responsible class sizes, K-12 vertical alignment, strong academic programs throughout, Early intervention & MTSS.

Our Goal:

Continuous Improvement, but do not lose these things that make us who we are.



Student Agency

"Small School with Big School Opportunities"

Developing own educational pathways, diverse electives/clubs Academic Decathlon, LEGO League), recognized music and arts programs, IGD, Sports opportunities.



Environment

"Discovering Tomorrow Together"

Safe, inclusive, and relationship-focused culture.





CAZENOVIA

CENTRAL SCHOOL DISTRICT

Our Primary Goals

High Quality Education

Focusing on academic excellence and success for all our students.

Student Connection

Work Based Learning, volunteering, sports, and extracurriculars to link students to community, and school community.

Good Citizenship

Producing and fostering the development of responsible, engaged citizens.

Return on Investment

Ensuring a strong "return on investment" for our community's tax dollars.

Protecting Assets

High performing schools are the #1 driver of local property values - protecting your homes value.



CAZENOVIA

CENTRAL SCHOOL DISTRICT

3-Part Budget

	26-27 Proposed	% of Budget	25-26 Adopted	% of Budget	24-25 Expenditures	% of Budget
Admin Budget	\$3,983,200	9.8%	\$3,868,400	9.8%	\$4,368,260	11.7%
Program Component	\$29,572,708	72.7%	\$28,463,454	71.8%	\$26,114,807	70.2%
Capital Component	\$7,139,724	17.5%	\$7,285,564	18.4%	\$6,708,758	18.0%
	\$40,695,632		\$39,617,418		\$37,191,826	

2.7% budget to budget increase



CAZENOVIA

CENTRAL SCHOOL DISTRICT

3-Part Budget Comparison

Admin Budget

Personnel, operations, and central administration costs.

\$3,983,200

9.8% of Budget

Program Component

Instructional costs, student services, and transportation.

\$29,572,708

72.7% of Budget

Capital Component

Debt service, facility leases, and maintenance expenses.

\$7,139,724

17.5% of Budget

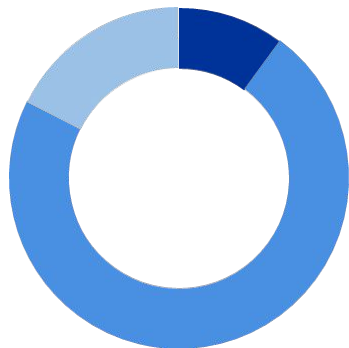
Total Proposed 26-27 Budget

\$40,695,632

Prior Year Comparisons: 25-26 Adopted (\$39,617,418) | 24-25 Actual Expenditures (\$37,191,826)



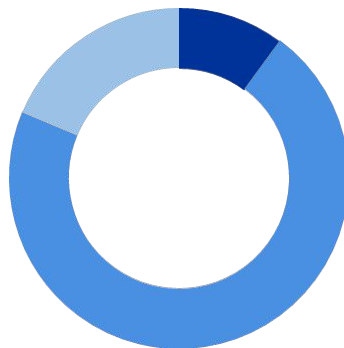
26-27 Proposed



- Admin: 9.8%
- Program: 72.7%
- Capital: 17.5%

\$40,695,542

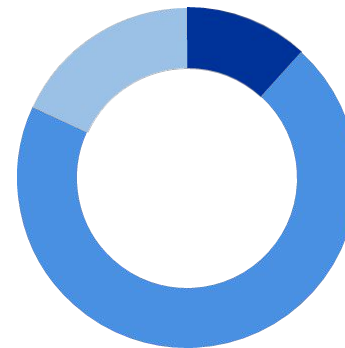
25-26 Adopted



- Admin: 9.8%
- Program: 71.8%
- Capital: 18.7%

\$39,617,418

24-25 Actuals



- Admin: 11.7%
- Program: 70.2%
- Capital: 18.0%

\$37,191,826

Analysis of the 3-part budget shows consistent allocation proportions with programmatic investment remaining above 70%.



CAZENOVIA

CENTRAL SCHOOL DISTRICT

Major Cost Drivers (Expenses)

These are preliminary numbers and projections, but include the biggest expenses and what we believe will be some changes.

		2025-2026 Projected Expense	2026-2027 Budgeted Expense	Projected Change
	Salaries	\$17,157,374	\$17,879,528	\$722,154 ↑
	Employee Benefits	\$12,038,811	\$12,716,475	\$677,644 ↑
	Heating & Utilities	\$414,777	\$472,564	+\$57,787 ↑
	Transportation	\$1,554,435	\$1,548,595	-\$5,480 ↓
	BOCES	\$2,884,057	\$3,053,277	\$169,170 ↑



CAZENOVIA
CENTRAL SCHOOL DISTRICT

Where does the District "Get" its Money?

The following slides will show what the revenue sources are for the district...

1. Aid Sources
2. Taxes
3. Miscellaneous Sources (mostly Federal)



CAZENOVIA

CENTRAL SCHOOL DISTRICT

Revenue Sources

63%

Local Property Tax

\$24,779,416



35%

State Aid


\$13,205,280



2%

Other / Federal

\$1,100,899



Total Revenue: \$39,343,936



CAZENOVIA

CENTRAL SCHOOL DISTRICT

Aid for Next Year Compared to this Year

	26-27	25-26	Difference	%
Foundation Aid	7,863,917	7,709,732	154,194	2%
UPK	540,000	501,301	38,699	7.72%
BOCES Aid	1,243,933	1,081,814	162,119	14.99%
High Cost Aid	97,524	100,376	2,852	-2.84%
Private Excess	92,084	93,118	1,034	-1.11%
Hardware & Tech	18,082	19,590	1,508	-7.70%
Software, Text, Library	104,516	105,327	811	-.77%
Transportation Aid	1,719,455	1,678,259	41,196	2.45%
Building Aid	2,065,766	2,312,027	246,261	-10.65%
	13,745,277	13,601,535	143,742	1.06%

2026-27 State Aid Analysis

Foundation Aid

Proposed 2% increase from prior year, maintaining "Save Harmless" status despite enrollment shifts.

\$7,863,917
+\$154,194 (2%)

Building Aid

Significant drop due to Wealth Ratio shift from 71.7% to 67.3%. Partial offset by 2023 Capital Project aid.

\$2,065,766
-\$246,261 (-10.6%)

Transportation Aid

Expense-driven aid based on current law reimbursement for district routing and operations.

\$1,719,455
+\$41,196 (2.4%)

BOCES Aid

Largest categorical increase based on historical 48% net aid ratio of BOCES contracts.

\$1,243,933
+\$162,119 (15%)

Total Estimated Aid

Combined aid figures show a marginal net growth of ~1.06%, which fails to keep pace with rising contractual costs and inflation.

\$13,745,277
+\$143,742 (1.06%)





CAZENOVIA

CENTRAL SCHOOL DISTRICT

Tax Cap & Tax Cap History

	17-18	18-19	19-20	20-21	21-22	22-23	23-24	24-25	25-26
Tax Cap	5.03%	-1.09	6.97%	3.10%	1.18%	2.33%	2.48%	4.02%	3.14%
Actual	4.80%	2.0%	4.75%	3.10%	1.18%	2.33%	6.99%	4.02%	3.14%
Levy +/- Cap	\$825,854 -\$39,438	\$360,503 \$557,821	\$873,319 -\$404,039	\$597,976	\$234,747	\$468,358	\$1,437,472 \$927,100	\$885,247	\$718,519

Any time we go over or under the tax cap - it is done in perpetuity.

The Projected cap for this year is *(this is now finalized):*

4.99% = \$1,178,111



CAZENOVIA
CENTRAL SCHOOL DISTRICT

Tax Rate ESTIMATE

Estimated tax rate increases based upon 2025-26 property assessments *Numbers are subject to change*

Township	Tax on \$100k Assessed	Tax on \$100k Assessed Projected 26-27	Increase over 2024-25 per \$100k Assessed
Cazenovia	\$2,138	\$2,245	\$107
Fenner	\$2,212	\$2,322	\$110
Georgetown	\$1,859	\$1,952	\$93
Lincoln	\$2,138	\$2,245	\$107
Nelson	\$2,212	\$2,322	\$110
Pompey	\$2,251	\$2,363	\$112
Sullivan	\$2,156	\$2,264	\$108




CAZENOVIA

CENTRAL SCHOOL DISTRICT

Impact to Fund Balance

The information below shows what has happened to our fund balance each year. We have been appropriating approximately \$1.6 million the last few years of fund balance - this shows how much has actually been used (or put back in).

 Red indicates that ultimately that amount of fund balance was actually used.

 Black indicates that money was put back into fund balance (ie, none of the allocated money was used).

Ultimately for the stability of the organization, you want to see black numbers...

End Total Fund Balance

End Total Fund Balance Difference

	2020	2021	2022	2023	2024	2025
End Total Fund Balance	\$8,674,771	\$10,206,549	\$11,739,560	\$10,956,533	\$9,632,334	\$10,020,613
End Total Fund Balance Difference	\$1,713,598	\$1,531,778	\$1,533,011	(\$783,027)	(\$1,324,199)	\$388,279

We cannot completely project this years number yet - but estimate that we will likely use approximately \$400,000 of fund balance.



CAZENOVIA

CENTRAL SCHOOL DISTRICT

Preliminary "Gap"

Expected Revenue

\$39,343,936

Expected Expenses

\$40,695,632

Current "Gap"

\$1,351,696

One Potential way to close the "gap"

Unappropriated Fund Balance Reserve

\$751,696

TRS/ERS Retirement Reserve

\$600,000



Past

We have been doing very well - low tax rate, low cost per pupil, and keeping our values. We have cut \$1.2 million over the last 2 years.

Future

We want to keep our offerings - Our values, our programs, for our students, for their future.

Reality

- Expenses continue to rise
- Aid doesn't increase at the same rate
- Inflation and cost is outpacing aid
- Taxes have to make up the difference

We are looking at potentially going at the tax cap this year - $4.99\% = 4.36\%$ (Growth)



CAZENOVIA
CENTRAL SCHOOL DISTRICT

Important Dates:

April 20 Board of Education Budget and BOCES Vote Meeting (Adopt Budget)

May 11th Public Hearing

May 19 Budget Vote

What additional information do you want?

What questions do you have for us?